

DATASHEET

NI 9223 Datasheet

4 AI, ± 10 V, 16 Bit, 1 MS/s/ch Simultaneous





- BNC or screw-terminal connectivity
- 60 VDC, CAT I, channel-to-channel isolation

The NI 9223 C Series module is a high-speed, simultaneous module for use in any NI CompactDAQ or CompactRIO chassis. With a sample rate of up to 1 MS/s and simultaneous analog-to-digital converters (ADCs), this module is well-suited for applications such as ballistics, impact, and blast wave testing.

C SERIES ANALOG INPUT MODULE COMPARISON

Product Name	Signal Levels	Channels	Sample Rate	Simultaneous	Resolution	Connectivity
NI 9201	±10 V	8 Single-Ended	500 kS/s	No	12-Bit	Screw-Terminal, Spring-Terminal, DSUB
NI 9205	±200 mV, ±1 V, ±5 V, ±10 V	32 Single-Ended, 16 differential	250 kS/s	No	16-Bit	Spring-Terminal, DSUB
NI 9206	±200 mV, ±1 V, ±5 V, ±10 V	32 Single-Ended, 16 Differential	250 kS/s	No	16-Bit	Spring-Terminal
NI 9207	±10 V	8 Differential	500 S/s	No	24-Bit	DSUB
NI 9209	±10 V	32 Single-Ended, 16 Differential	500 S/s	No	24-Bit	DSUB
NI 9215	±10 V	4 Differential	100 kS/s/ch	Yes	16-Bit	Screw-Terminal, Spring-Terminal, BNC
NI 9220	±10 V	16 Differential	100 kS/s/ch	Yes	16-Bit	Spring-Terminal, DSUB
NI 9221	±60 V	8 Single-Ended	800 kS/s	No	12-Bit	Screw-Terminal, Spring-Terminal, DSUB
NI 9222	±10 V	4 Differential	500 kS/s/ch	Yes	16-Bit	Screw-Terminal, BNC
NI 9223	±10 V	4 Differential	1 MS/s/ch	Yes	16-Bit	Screw-Terminal, BNC

	Kit Contents	<ul style="list-style-type: none"> • NI 9223 • NI 9223 Getting Started Guide
	Accessories	<ul style="list-style-type: none"> • NI 9971 Backshell Connector Kit (Screw Terminal)

NI C Series Overview



NI provides more than 100 C Series modules for measurement, control, and communication applications. C Series modules can connect to any sensor or bus and allow for high-accuracy measurements that meet the demands of advanced data acquisition and control applications.

- Measurement-specific signal conditioning that connects to an array of sensors and signals
- Isolation options such as bank-to-bank, channel-to-channel, and channel-to-earth ground
- -40 °C to 70 °C temperature range to meet a variety of application and environmental needs
- Hot-swappable

The majority of C Series modules are supported in both CompactRIO and CompactDAQ platforms and you can move modules from one platform to the other with no modification.

CompactRIO



CompactRIO combines an open-embedded architecture with small size, extreme ruggedness, and C Series modules in a platform powered by the NI LabVIEW reconfigurable I/O (RIO) architecture. Each system contains an FPGA for custom timing, triggering, and processing with a wide array of available modular I/O to meet any embedded application requirement.

CompactDAQ

CompactDAQ is a portable, rugged data acquisition platform that integrates connectivity, data acquisition, and signal conditioning into modular I/O for directly interfacing to any sensor or signal. Using CompactDAQ with LabVIEW, you can easily customize how you acquire, analyze, visualize, and manage your measurement data.



Software

LabVIEW Professional Development System for Windows



- Use advanced software tools for large project development
- Generate code automatically using DAQ Assistant and Instrument I/O Assistant
- Use advanced measurement analysis and digital signal processing
- Take advantage of open connectivity with DLLs, ActiveX, and .NET objects
- Build DLLs, executables, and MSI installers

NI LabVIEW FPGA Module



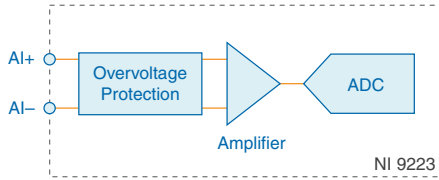
- Design FPGA applications for NI RIO hardware
- Program with the same graphical environment used for desktop and real-time applications
- Execute control algorithms with loop rates up to 300 MHz
- Implement custom timing and triggering logic, digital protocols, and DSP algorithms
- Incorporate existing HDL code and third-party IP including Xilinx IP generator functions
- Purchase as part of the LabVIEW Embedded Control and Monitoring Suite

NI LabVIEW Real-Time Module



- Design deterministic real-time applications with LabVIEW graphical programming
- Download to dedicated NI or third-party hardware for reliable execution and a wide selection of I/O
- Take advantage of built-in PID control, signal processing, and analysis functions
- Automatically take advantage of multicore CPUs or set processor affinity manually
- Take advantage of real-time OS, development and debugging support, and board support
- Purchase individually or as part of a LabVIEW suite

NI 9223 Input Circuitry



- Input signals on each channel are buffered, conditioned, and then sampled by an ADC.
- Each AI channel provides an independent signal path and ADC, enabling you to sample all channels simultaneously.

NI 9223 Specifications

The following specifications are typical for the range -40 °C to 70 °C unless otherwise noted. All voltages are relative to the AI- signal on each channel unless otherwise noted.



Caution Do not operate the NI 9223 in a manner not specified in this document. Product misuse can result in a hazard. You can compromise the safety protection built into the product if the product is damaged in any way. If the product is damaged, return it to NI for repair.

Input Characteristics

Number of Channels	4 analog input channels
ADC resolution	16 bits
Type of ADC	Successive approximation register (SAR)
Input voltage ranges ¹ , Measurement Voltage (AI+ to AI-)	
Minimum ²	±10.5 V
Typical	±10.6 V
Maximum	±10.7 V
Overvoltage protection	±30 V
Maximum Sampling Rate	
CompactDAQ (NI-DAQmx)	1 MS/s

¹ Refer to the [Safety Voltages](#) section for more information about safe operating voltages.

² The minimum measurement voltage range is the largest voltage the NI 9223 is guaranteed to accurately measure.

CompactRIO

FPGA User-Controlled I/O Sampling ³	1 MS/s
FPGA I/O Nodes	350 kS/s

Table 1. Accuracy

Measurement Conditions		Percent of Reading (Gain Error)	Percent of Range ⁴ (Offset Error)
Calibrated	Maximum (-40 °C to 70 °C)	±0.20%	±0.10%
	Typical (23 °C ±5 °C)	±0.02%	±0.01%
Uncalibrated ⁵	Maximum (-40 °C to 70 °C)	±0.40%	±0.40%
	Typical (23 °C ±5 °C)	±0.20%	±0.10%

Stability

Gain drift	6 ppm/°C
Offset drift	29 µV/°C
CMRR ($f_{in} = 60$ Hz)	100 dB
-3 dB bandwidth ⁶	>1 MHz
Input impedance	>1 GΩ
Noise	0.75 LSB _{rms}
Total Harmonic Distortion (THD) (20 Vpp at 1 kHz)	-85 dB
Crosstalk (20 Vpp at 1 kHz)	-100 dB

Power Requirements

Power consumption from chassis

Active mode	1 W maximum
Sleep mode	5 mW maximum

³ FPGA User-Controlled I/O Sampling provides low level access to sample acquisition and transfer, and higher sample rates. Visit ni.com/info and enter the Info Code *samplerate* for information about FPGA User-Controlled I/O Sampling.

⁴ Range equals ±10.6 V.

⁵ Uncalibrated accuracy refers to the accuracy achieved when acquiring in raw or unscaled modes where the calibration constants stored in the module are not applied to the data.

⁶ -3 dB bandwidth for input amplitude at 10% of the input range.

Thermal dissipation (at 70 °C)

Active mode	1.3 W maximum
Sleep mode	430 mW maximum

Physical Characteristics

If you need to clean the module, wipe it with a dry towel.



Tip For two-dimensional drawings and three-dimensional models of the C Series module and connectors, visit ni.com/dimensions and search by module number.

Screw-terminal wiring

Gauge	0.05 mm ² to 1.5 mm ² (30 AWG to 14 AWG) copper conductor wire
Wire strip length	6 mm (0.24 in.) of insulation stripped from the end
Temperature rating	90 °C minimum
Torque for screw terminals	0.22 N · m to 0.25 N · m (1.95 lb · in. to 2.21 lb · in.)
Wires per screw terminal	One wire per screw terminal; two wires per screw terminal using a 2-wire ferrule
Ferrules	0.25 mm ² to 1.5 mm ²

Connector securement

Securement type	Screw flanges provided
Torque for screw flanges	0.2 N · m (1.80 lb · in.)
Weight	
NI 9223 with screw terminal	138 g (4.9 oz)
NI 9223 with BNC	165 g (5.8 oz)

Safety Voltages

Connect only voltages that are within the following limits:

Isolation

Channel-to-channel	
Continuous	60 VDC, Measurement Category I
Withstand	1000 Vrms, verified by a 5 s dielectric withstand test

Channel-to-earth ground

Continuous	60 VDC, Measurement Category I
Withstand	1000 Vrms, verified by a 5 s dielectric withstand test

Measurement Category I is for measurements performed on circuits not directly connected to the electrical distribution system referred to as *MAINS* voltage. MAINS is a hazardous live electrical supply system that powers equipment. This category is for measurements of voltages from specially protected secondary circuits. Such voltage measurements include signal levels, special equipment, limited-energy parts of equipment, circuits powered by regulated low-voltage sources, and electronics.



Caution Do not connect the NI 9223 to signals or use for measurements within Measurement Categories II, III, or IV.



Note Measurement Categories CAT I and CAT O are equivalent. These test and measurement circuits are not intended for direct connection to the MAINS building installations of Measurement Categories CAT II, CAT III, or CAT IV.

Hazardous Locations

U.S. (UL)	Class I, Division 2, Groups A, B, C, D, T4; Class I, Zone 2, AEx nA IIC T4
Canada (C-UL)	Class I, Division 2, Groups A, B, C, D, T4; Class I, Zone 2, Ex nA IIC T4
Europe (ATEX) and International (IECEX)	Ex nA IIC T4 Gc

Safety and Hazardous Locations Standards

This product is designed to meet the requirements of the following electrical equipment safety standards for measurement, control, and laboratory use:

- IEC 61010-1, EN 61010-1
- UL 61010-1, CSA 61010-1
- EN 60079-0:2012, EN 60079-15:2010
- IEC 60079-0: Ed 6, IEC 60079-15; Ed 4
- UL 60079-0; Ed 5, UL 60079-15; Ed 3
- CSA 60079-0:2011, CSA 60079-15:2012



Note For UL and other safety certifications, refer to the product label or the [Online Product Certification](#) section.

Electromagnetic Compatibility

This product meets the requirements of the following EMC standards for sensitive electrical equipment for measurement, control, and laboratory use:

- EN 61326-1 (IEC 61326-1): Class A emissions; Basic immunity
- EN 55011 (CISPR 11): Group 1, Class A emissions
- AS/NZS CISPR 11: Group 1, Class A emissions
- FCC 47 CFR Part 15B: Class A emissions
- ICES-001: Class A emissions



Note In the United States (per FCC 47 CFR), Class A equipment is intended for use in commercial, light-industrial, and heavy-industrial locations. In Europe, Canada, Australia and New Zealand (per CISPR 11) Class A equipment is intended for use only in heavy-industrial locations.



Note Group 1 equipment (per CISPR 11) is any industrial, scientific, or medical equipment that does not intentionally generate radio frequency energy for the treatment of material or inspection/analysis purposes.



Note For EMC declarations and certifications, and additional information, refer to the [Online Product Certification](#) section.

CE Compliance

This product meets the essential requirements of applicable European Directives, as follows:

- 2014/35/EU; Low-Voltage Directive (safety)
- 2014/30/EU; Electromagnetic Compatibility Directive (EMC)
- 94/9/EC; Potentially Explosive Atmospheres (ATEX)

Online Product Certification

Refer to the product Declaration of Conformity (DoC) for additional regulatory compliance information. To obtain product certifications and the DoC for this product, visit ni.com/certification, search by model number or product line, and click the appropriate link in the Certification column.

Shock and Vibration

To meet these specifications, you must panel mount the system.

Operating vibration

Random (IEC 60068-2-64)	5 g _{rms} , 10 Hz to 500 Hz
Sinusoidal (IEC 60068-2-6)	5 g, 10 Hz to 500 Hz

Operating shock (IEC 60068-2-27)

30 g, 11 ms half sine; 50 g, 3 ms half sine;
18 shocks at 6 orientations

Environmental

Refer to the manual for the chassis you are using for more information about meeting these specifications.

Operating temperature (IEC 60068-2-1, IEC 60068-2-2)	-40 °C to 70 °C
---------------------------------------------------------	-----------------

Storage temperature (IEC 60068-2-1, IEC 60068-2-2)	-40 °C to 85 °C
-------------------------------------------------------	-----------------

Ingress protection	IP40
--------------------	------

Operating humidity (IEC 60068-2-78)	10% RH to 90% RH, noncondensing
-------------------------------------	---------------------------------

Storage humidity (IEC 60068-2-78)	5% RH to 95% RH, noncondensing
-----------------------------------	--------------------------------

Pollution Degree	2
------------------	---

Maximum altitude	5,000 m
------------------	---------

Indoor use only.

Environmental Management

NI is committed to designing and manufacturing products in an environmentally responsible manner. NI recognizes that eliminating certain hazardous substances from our products is beneficial to the environment and to NI customers.

For additional environmental information, refer to the *Minimize Our Environmental Impact* web page at ni.com/environment. This page contains the environmental regulations and directives with which NI complies, as well as other environmental information not included in this document.

Waste Electrical and Electronic Equipment (WEEE)



EU Customers At the end of the product life cycle, all NI products must be disposed of according to local laws and regulations. For more information about how to recycle NI products in your region, visit ni.com/environment/weee.

电子信息产品污染控制管理办法（中国 RoHS）



中国客户 National Instruments 符合中国电子信息产品中限制使用某些有害物质指令 (RoHS)。关于 National Instruments 中国 RoHS 合规性信息，请登录 ni.com/environment/rohs_china。(For information about China RoHS compliance, go to ni.com/environment/rohs_china.)

Calibration

You can obtain the calibration certificate and information about calibration services for the NI 9223 at ni.com/calibration.

Calibration interval	1 year
----------------------	--------

Refer to the *NI Trademarks and Logo Guidelines* at ni.com/trademarks for information on NI trademarks. Other product and company names mentioned herein are trademarks or trade names of their respective companies. For patents covering NI products/technology, refer to the appropriate location: **Help»Patents** in your software, the `patents.txt` file on your media, or the *National Instruments Patent Notice* at ni.com/patents. You can find information about end-user license agreements (EULAs) and third-party legal notices in the readme file for your NI product. Refer to the *Export Compliance Information* at ni.com/legal/export-compliance for the NI global trade compliance policy and how to obtain relevant HTS codes, ECCNs, and other import/export data. NI MAKES NO EXPRESS OR IMPLIED WARRANTIES AS TO THE ACCURACY OF THE INFORMATION CONTAINED HEREIN AND SHALL NOT BE LIABLE FOR ANY ERRORS. U.S. Government Customers: The data contained in this manual was developed at private expense and is subject to the applicable limited rights and restricted data rights as set forth in FAR 52.227-14, DFAR 252.227-7014, and DFAR 252.227-7015.

© 2016 National Instruments. All rights reserved.

374223A-02 Feb16