

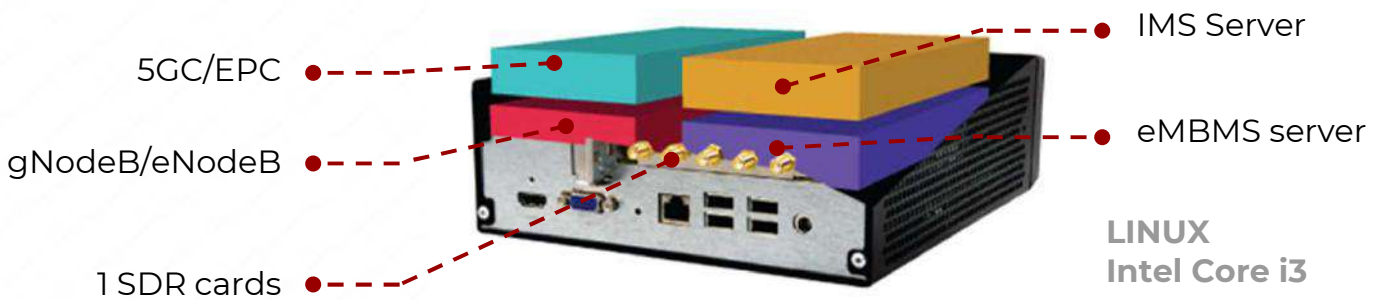
Packaged in a plug and play integrated PC, AMARI Callbox Mini is an ideal solution for LTE and NR testing of all types of user equipment with advanced configuration.


It acts as a 3GPP compliant eNodeB, gNodeB, EPC and 5GC allowing functional and performance testing of NR (SA mode), LTE, LTE-A, LTE-M and NB-IoT devices. The offer is completed by an integrated IMS server as well as an eMBMS gateway for VoLTE and eMBMs testing.

The Callbox is powered by a deployment quality LTE and NR software suite offering the same level of baseband functionality as an indoor/outdoor network.



The Portable LTE Network





Logging and Measurements

Selective logging and display of all layers of 3GPP LTE and NR stacks as well as useful graphs and analytic tools.



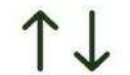
Automatic Test Setup and Scripting

Extensive WebSocket API allowing to send remote commands to eNodeB, gNodeB, EPC and 5GC to ease test automation.



Easy Configuration

Easy configuration thanks to JSON files with example configurations already included in each software release for eNodeB, gNodeB, EPC and 5GC.



End to End Data Testing

Running on top of standard Linux in user space mode allowing easy integration with IP services.



Channel Simulation

Simulation of different DL channel types as per 3GPP models specified in 36101 specification



Test Features

Test features allowing to override the nominal protocol behavior in order to simulate error cases.



High Performance

- Highly optimized software supporting hundreds of UEs.
- High data rates supporting downlink and uplink rates of 200 Mbps and 75 Mbps.



Frequency Agnostic

Support of all FDD and TDD frequency bands even non standard ones to test custom frequencies in sub-6GHz.

3GPP

3GPP Features

Early access to 3GPP features for rapid validation of features under development.

PC Specifications

Dimensions H × W × D	7.8 cm × 20 cm × 25 cm
Weight	2 kg
Number of PCIe SDR Cards	1
Power supply voltage	Input:100 - 240V AC Output: 19.5V/9.23A
CPU	180W Adapter Intel Core i3
Operating System	Linux Fedora

PCIe SDR Specifications

Dimensions H × W × D	2 cm × 11.5 cm × 12.8 cm
Weight	0.1 kg
Power supply voltage	12 V DC input
RF Coverage	500 MHz to 6.0 GHz
RF bandwidth	200 KHz to 56 MHz
Wireless range	10 meters
Operation mode	FDD and TDD
MIMO	DL 2x2

eNodeB Technical Specifications

3GPP release	LTE release 14
Frequency bands	All FDD and TDD bands with support of custom frequencies
Bandwidth	1.4, 3, 5, 10, 15 and 20 MHz in LTE 200 KHz for NB-IoT supporting all operation modes (in-band, guard band and standalone).
Supported number of cells	1
Supported number of UEs	Up to 500 UEs
LTE UE category	0/1/2/3/4
Transmission modes	1 (single antenna) and 2 to 10 (MIMO 4x4)
Modulation schemes	Up to 256QAM in DL and 64QAM in UL
AS encryption and integrity protection	AES, SNOW3G, ZUC
Handover	Intra eNodeB, S1 and X2 handover support
IoT	LTE category 0 and 1 LTE-M cat M1 NB-IoT cat NB1 and NB2
NB-IoT subcarrier spacing	15 kHz and 3.75 kHz
Network interfaces	SIAP and GTP-U to EPC X2AP between eNodeBs M1 and M2 for eMBMS

gNodeB Technical Specifications

3GPP release	Release 15
Frequency bands	FDD/TDD FR1 (< 6 GHz)
Bandwidth	Up to 20 MHz
MIMO	Up to MIMO 2x2 in DL
Subcarrier spacing	All SSB/data subcarrier spacing combinations
Modulation schemes	Up to 256QAM in DL and 64QAM in UL
Supported modes	SA
Use case	eMBB
Network interfaces	NG interface (NGAP and GTP-U) to 5GC

Supported number of cells

Max number of LTE cells	1
Max number 5G cells	1
Max total number of cells	1
$\Sigma(B_i * L_i)$	40

B_i is the bandwidth in MHz of cell i L_i is the number of dl MIMO layer for cell i

Configuration examples

4G LTE	20MHz 2x2
5G NR	SA: 1 5G cell 20MHz 2x2
NB-IoT	1 NB-IoT cell in standalone, in-band or guard-band mode
LTE-M	1 LTE cell with CAT M1 support

EPC Technical Specifications

Network elements	Mobility Management Entity (MME), Serving Gateway (SGW), Packet Data Network Gateway (PGW), and Home Subscriber Server (HSS) all integrated within the same software component
3GPP release	Release 14
NAS encryption and integrity protection	AES, SNOW3G, ZUC
USIM authentication	XOR, Milenage, TUAk
IP version	IPv4 and IPv6
QoS	Support of all LTE QCI as well TFT and dedicated bearers
Handover	S1 based support
Network interfaces	SIAP and GTP-U to eNodeB RX for external IMS server S6a for optional external HSS
RAT	LTE, NB-IoT
CIoT features	control plane CIoT optimization, Non IP data delivery, Attach without PDN connectivity
Power saving features	PSM and extended DRX

IMS Server Technical Specifications

Network Elements	Proxy-CSCF (P-CSCF), Interrogating-CSCF (I-CSCF), Serving-CSCF (S-CSCF), and Home Subscriber Server (HSS) all integrated within the same software component
ISIM authentication	XOR, Milenage, TUAk
Security features	MD5, AKAv1 and AKAv2 for authentication and IPSec at transport level
Network interfaces	Rx interface for support of precondition and dedicated bearer Cx interface for external authentication
IP versions	IPv4 and IPv6
Services	Voice call, Video call, Voice echo test, Call hold, SMS over SIP and SMS over SG

eMBMS Gateway Technical Specifications

Network Elements	LTE eMBMS Gateway (eMBMS-GW) and Multi-cell Coordination Entity (MCU)
Network interfaces	M1 interface to eNodeB for user plane M2AP interface to eNodeB for control plane

5G Core Technical Specifications

Network elements

Access and Mobility Management Function (AMF),
Authentication Server Function (AUSF),
Session Management Function (SMF) and
User plane Function (UPF)
all integrated within the same software component

3GPP release

Release 15

NAS encryption and integrity protection

AES, SNOW3G, ZUC

USIM authentication

XOR, Milenage, TUAK 5G-AKA

IP version

IPv4, IPv4v6, IPv6 and unstructured PDUs support

QoS

Configurable QoS flows

PDU

Multi PDU sessions support

Network interfaces

NG interface (NGAP and GTP-U protocols) to several gNodeBs
RX for external IMS server

Web GUI interface for logging and analysis

The screenshot displays the AMARI Callbox Web GUI interface for logging and analysis. The main window shows a log table with columns: Time, Diff, ENB, UE ID, Cell, SFN, RNTI, Info, and Message. The log entries include PHY UL 1, PHY DL 1, PUCCH, PDSCH, RRC, NAS, and SRS. A 'Statistics' window is open, showing a graph of throughput for PHY UL 1 and PHY DL 1. A 'Resource Block Allocation' window is also open, showing a resource allocation diagram. The main log table shows various messages like PUCCH, PDSCH, RRC, NAS, and SRS.